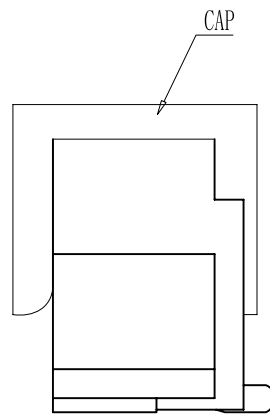
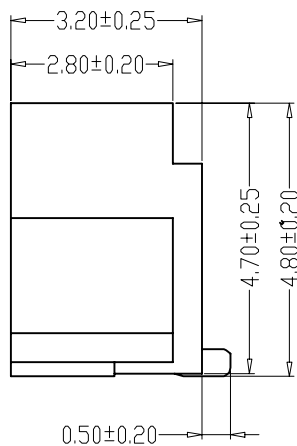
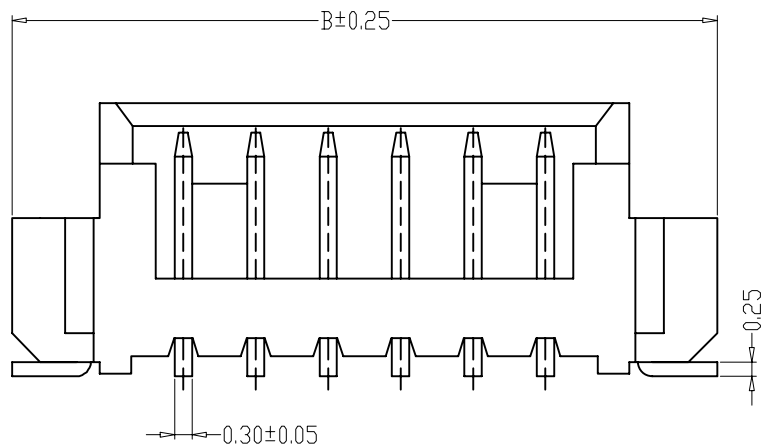
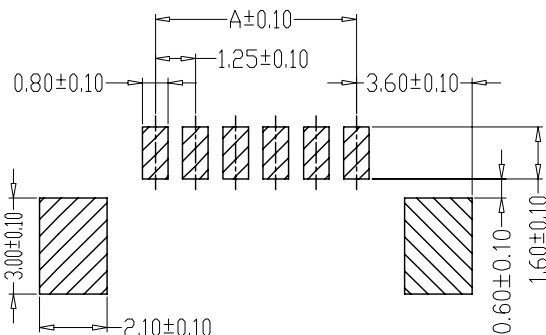
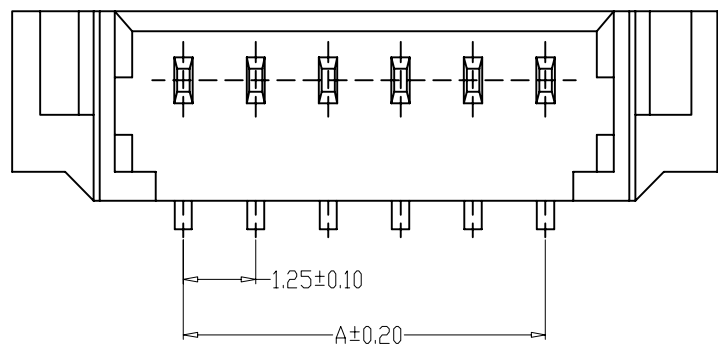


DATE	DR.BY	ECN.NO.	DESCRIPTION	MARK	VER.
3/29'14			NEW DWG		AO



SPECIFICATIONS

- 1.Current Rating:1A AC,DC
- 2.Voltage Rating:125V AC,DC
- 3.Temperatuer Range:-25°C~+85°C
- 4.Contact Resistance:20mΩ max
- 5.Insulation Resistance:100 MΩ min
- 6.Withstanding Voltang:500V AC/minute
- 7.Material:Wafer LCP, UL94V-0
PIN Brass Tin-plated
Solder tad Brass Tin-plated

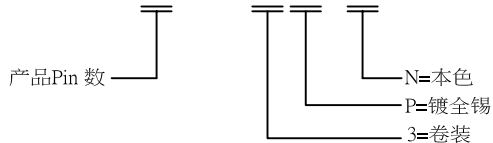


料号	尺寸 (mm)	
	A	B
200-M023513P-N24	1.25	7.35
200-M033513P-N24	2.50	8.60
200-M043513P-N24	3.75	9.85
200-M053513P-N24	5.00	11.10
200-M063513P-N24	6.25	12.35
200-M073513P-N24	7.50	13.60
200-M083513P-N24	8.75	14.85
200-M093513P-N24	10.00	16.10
200-M103513P-N24	11.25	17.35
200-M113513P-N24	12.50	18.60
200-M123513P-N24	13.75	19.85
200-M203513P-N24	23.75	29.85

PCB LAYOUT

PART NO.

200-M XX 351 3 P- N 24



-TOLERANCES- UNLESS OTHERWISE SPECIFIED 公差参考表		东莞市龙科电子科技有限公司 DONGGUAN LONGKE ELECTRONICS CO.,LTD :	
X.X ±0.25	X.X° ±3.00°	TITLE: 产品品名 : Wafer 1.25PH 立贴(有吸附盖)	
X.XX ±0.20	X.XX° ±1.00°	APPD: 核准:	PRODUCT NO: 产品料号 : SEE NOTE
X.XXX ±0.10	X.XXX° ±0.500°	CHECK:dd 校对:	DATE SCALE UNIT TYPE PAGE
		DRAW: 绘图: 范小飞	2015.03.25 1:1 mm CD 1/1