

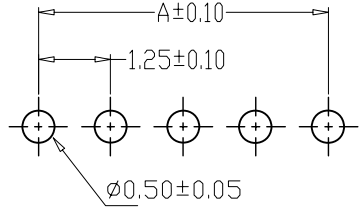
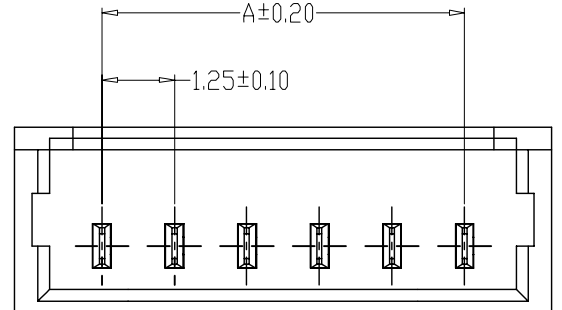
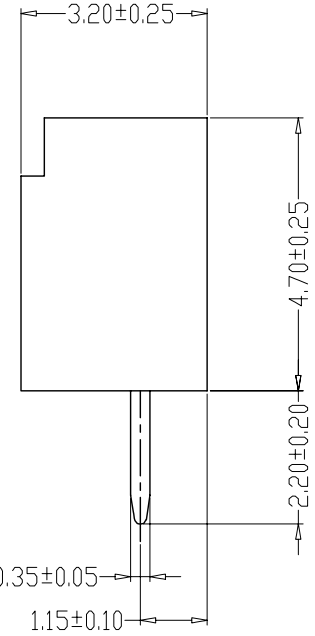
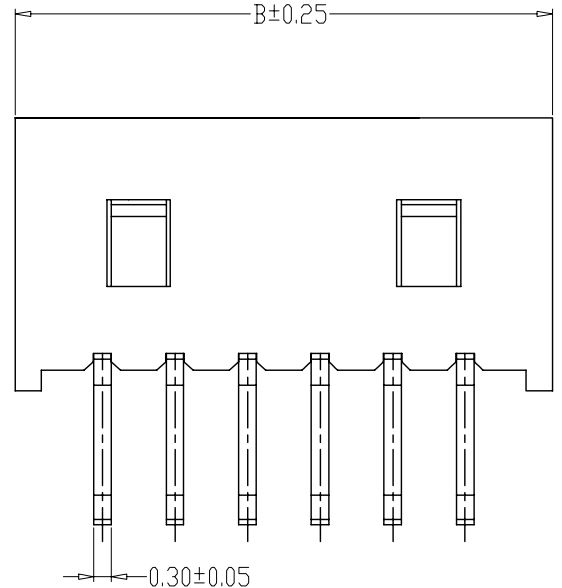


DATE	DR.BY	ECN.NO.	DESCRIPTION	MARK	VER.
3/29'14	ming		NEW DWG		AO

SPECIFICATIONS

- 1.Current Trating:1A AC,DC
- 2.Voltage Rating:125V AC,DC
- 3.Temperatuer Range:-25°c~85°c
- 4.Conntact Resistance:20mΩ MaX
- 5.Insulation Resietance:1000MΩ
- 6.Withstanding Voltang:500V AC/Min
- 7.Material:Wafer Nylon66,UL94V-0  
Pin Brass Tin-plated

PART NO.  
201-M XX 1515P-N21



P.C.B LAYOUT

Pin	尺寸(mm)		Pin	尺寸(mm)	
	A	B		A	B
2	1.25	4.25	8	8.75	11.75
3	2.50	5.50	9	10.00	13.00
4	3.75	6.75	10	11.25	14.25
5	5.00	8.00	11	12.50	15.50
6	6.25	9.25	12	13.75	16.75
7	7.50	10.50	20	23.75	26.75

-TOLERANCES- UNLESS OTHERWISE SPECIFIED 公差参考表		东莞市龙科电子科技有限公司 DONGGUAN LONGKE ELECTRONICS CO.,LTD :	
X.X ±0.25	X.X° ±3.00°	TITLE: 1.25闭口直针 产品品名: Wafer DIP TYPE	APPD: 核准: CHECK:dd 校对: DRAW: 绘图:
X.XX ±0.20	X.XX° ±1.00°	PRODUCT NO: 产品料号: 201-MXX1515P-N21	DATE: 2014.03.29 SCALE: 1:1 UNIT: mm TYPE: CD PAGE: 1/1
X.XXX ±0.10	X.XXX° ±0.500°		