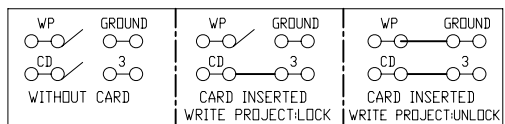
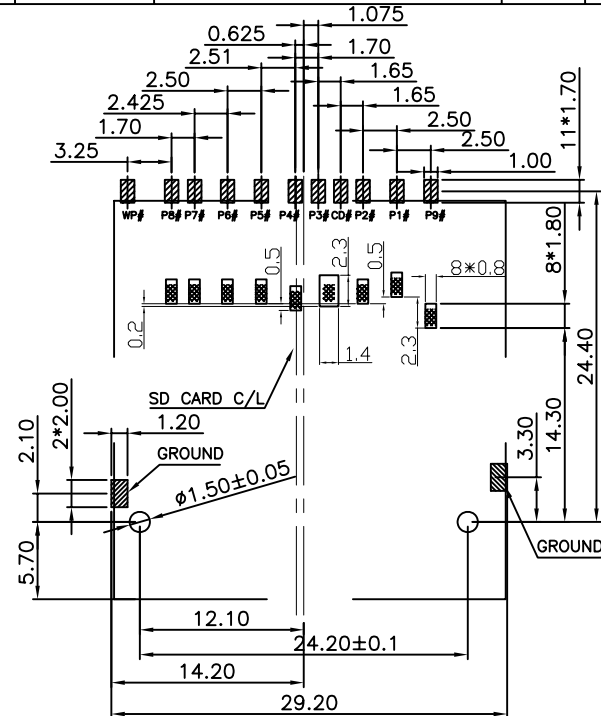
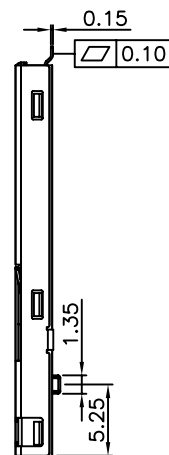
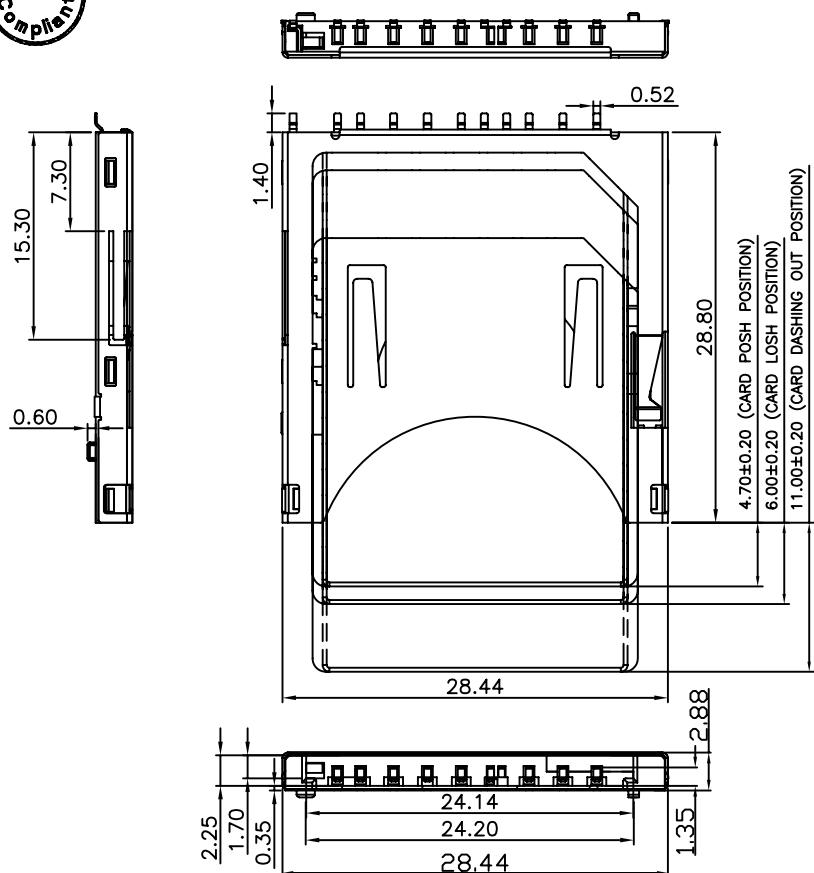




DATE	DR.BY	ECN.NO.	DESCRIPTION	MARK	VER.
3/29'14	ming		NEW DWG		A0



▨ Pad Area
 ▩ Keep Out Area

PCB LAYOUT TOP VIEW
 (TOLERANCE:±0.05)

Pin#	Name	Type	Card Detect/ Data Line(Bit)
1	CD/DAT3	I/O/PP	Command/Response
2	CMD	PP	Supply voltage
3	Vss1	S	Supply voltage ground
4	VDD	S	Supply voltage
5	CLK	I	Clock
6	Vss2	S	Supply voltage ground
7	DAT0	I/O/PP	Date Line (Bit0)
8	DAT1	I/O/PP	Date Line (Bit1)
9	DAT2	I/O/PP	Date Line (Bit2)

PART NO.
 198-F113G2 X P-B05
 1=盘装
 3=卷装

SPECIFICATION

1. Material

Housing: High Temperature Thermoplastic
 UL 94V-0. Color: Black

Contact: Copper Alloy
 Cover: SUS 304.

2. Plating

Contact: Gold Finish (1u") Plating IN Contact area;
 120u" Min. Sn IN Solder Tails, 50u" Ni Underplated Overall.
 Cover: 50u" Ni Underplated Overall.

-TOLERANCES- UNLESS OTHERWISE SPECIFIED 公差参考表		东莞市龙科电子科技有限公司 DONGGUAN LONGKE ELECTRONICS CO., LTD.			
				TITLE: SD 自弹卡座(T=0.15) 产品品名:	
X.X ±0.25	X.X° ±3.00	APPD: 核准:		PRODUCT NO: 198-F113G2XP-B05	
X.XX ±0.20	X.XX° ±1.00	CHECK: dd 校对:		DATE	SCALE
X.XXX ±0.10	X.XXX° ±0.50	DRAW: 绘图:		UNIT	PAGE
				2014.03.29	1:1
				mm	CD
					1/1

由 Autodesk 教育版产品制作

由 Autodesk 教育版产品制作